



January Newsletter

2022 Market Stats in Review



Manufacturing

Through the first 11 months of 2022, the sector hired 379,000 employees, building on the 365,000 workers added in calendar year 2021 and the most so far of any year since 1994.

Nam.org

379K

For every \$1.00 spent in manufacturing, there is a total impact of \$2.60 to the overall U.S. economy. This figure represents one of the largest sectoral multipliers in the economy.

\$2.60

- Nam.org

4%

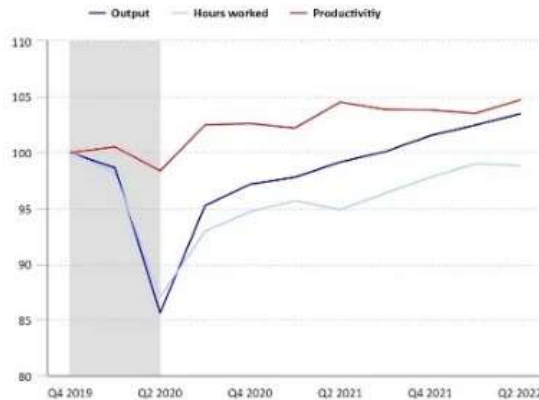
4% growth in 2022 for total manufacturing industry output. Global manufacturing production will reach a value of \$44.5 trillion.

- Interact Analysis

Over the next decade, 4 million manufacturing jobs will likely be needed, and 2.1 million are expected to go unfilled if we do not inspire more people to pursue modern manufacturing careers.

-Nam.org

4 M



-US Bureau of Labor Statistics

Manufacturers consume more than 30% of the nation's energy consumption.

-Nam.org

30%

Manufacturers in the United States perform 55.2% of all private-sector R&D in the nation, driving more innovation than any other sector.

-Nam.org

55.2%

5.5%

Average hourly earnings of production and nonsupervisory workers in manufacturing rose 0.7% from \$25.38 in October to \$25.57 in November, up 5.5% from one year ago.

-Nam.org



Healthcare

After a difficult first half of 2022, optimistic projections for the rest of the year indicate margins will be down 37% relative to pre-pandemic levels.

- KaufmanHall

-37%

Expenses are projected to increase throughout the rest of 2022, leading to an increase of nearly \$135 billion over 2021 levels. Labor expenses are projected to increase by \$86 billion, while non-labor expenses are projected to increase by \$49 billion.

- KaufmanHall

\$135 B

53%

Projections for the remainder of the year demonstrate an increase in hospitals with negative margins relative to pre-pandemic levels, to 53%.

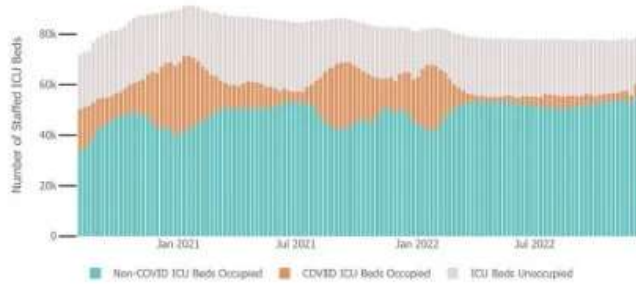
- KaufmanHall

1 hour

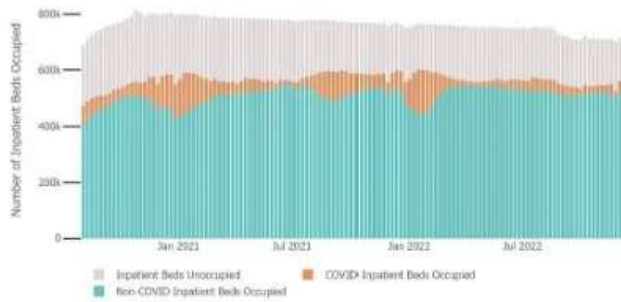
More than two nursing personnel were assaulted every hour in Q2 2022, an equivalent of 5,217 assaults occurred at the 483 included facilities. Nurses faced the highest number of assaults in psychiatric units and emergency departments.

- Press Ganey

US hospital ICU capacity - US Dept of Health & Human Sucs



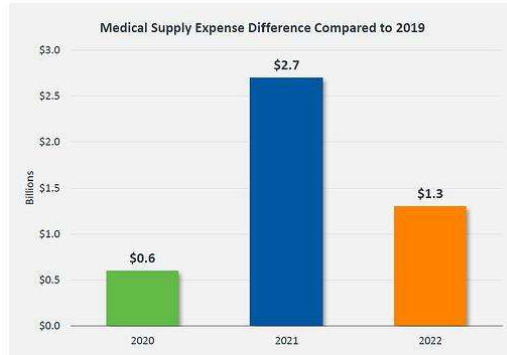
US hospital inpatient capacity - US Dept of Health & Human Sucs



Budget Constrained Hospitals Need Simplified RTLS Architectures

RTLS solutions can help improve hospital efficiency, which is critical at a time when operating margins are thin and budgets are tight. Providers who may hesitate because of infrastructure costs should consider new architectural options that are shrinking the cost of an RTLS deployment.

A large State University Medical Center in the Midwest deployed an [AiRISTA RTLS solution](#) to track mobile equipment. They operates 5 million square feet of space, employs 17,000, and admits over 56,000 patients annually. Tracking 3,000 mobile assets in its first year, they realized \$89,000 reduction in rentals and lost equipment with another \$14,600 in workflow savings. Automated temperature monitoring generated another \$48,000 in workflow savings.



As highlighted by Kaufman, Hall & Associates,

- Medical supply expenses have driven a significant proportion of overall expense growth since the outset of the pandemic for Texas hospitals.
- Medical supply costs for Texas hospitals were 8.5% higher in 2022 than in 2019 –or \$1.3 billion all told—and have remained elevated since 2020.

Articles We Found Interesting And We Thought You Might Too

[2022: The year in charts](#)

"Here we've curated 22 of this year's best data visualizations that have illuminated some of the key themes and trends covered in our publishing—inflation, geopolitical upheaval, evolving health priorities, inclusion, net zero, digital trust, and more." McKinsey & Co.

[10 Common Job Interview Questions and How to Answer Them](#)

"While we can't know exactly what an employer will ask, here are 10 common interview questions along with advice on how to answer them." Harvard Business Review

[Unlocking experience-based job progressions for millions of workers jobs](#)

"Millions of US workers without four-year college degrees are unemployed. Novel data analytics reveal opportunities for them to attain better jobs than they had before the pandemic if there's action to build a more inclusive economy." McKinsey & Co.

[Gartner's Magic Quadrant for Indoor Location Services](#)

AiRISTA has been named a LEADER in Gartner's Magic Quadrant for Indoor Location Services, 2022, for its ability to execute and completeness of vision. For insights into the market and trends, [click](#) for your free report.

Remember to Complete Your Evaluation

We are constantly looking for ways to improve our customer experience. When filing a Customer Support ticket online, be sure to complete the survey at the end. Results are shared with the executive team on a regular basis and action is taken as soon as practical.

AiRISTA is Hiring

We are experiencing growth as customers embrace our simplified approach to location based services. If you would like to be part of our team, we are looking for people with experience in Sales, Customer Service, Systems & Solutions

Engineers, and Project Managers. Send us an email at HR@airista.com or visit <https://www.airistaflow.com/service/careers/>

Follow us on social to get the most recent news updates!



AiRISTA, 913 Ridgebrook Rd, Suite 110, Sparks, Maryland 21152, United States

[Unsubscribe](#) [Manage preferences](#)